


SERIES RD

Iris Duct Damper

PUBLICATION

DAMPERS 5

APRIL 2012



Features

- Accurate Volume Control.
- Smooth, Quiet Airflow.
- 12 Different Size Options.
- Differential Pressure Measuring Facility.
- Plenum or Duct Mounting.
- Robust Galvanised Steel Construction.



GILBERTS

SERIES RD

Iris Duct Damper

Introduction

Gilberts series RD range of Iris Duct Dampers have been designed to provide smooth, even and accurate proportional balancing in all types of air ductwork. Unlike conventional opposed blade dampers, when closing Gilberts Iris Dampers offer a uniform reduction in duct cross sectional area giving the advantage of reduced noise and air turbulence generation characteristics. Their accuracy and size make them ideal for use not only in main ducts and branches but also in plenum box spigots and circular spigots on grilles and diffusers where accurate balancing may be

required. Available in twelve different duct diameters Gilberts Iris Dampers are manufactured wholly from galvanised steel to resist corrosion. Operation is achieved manually either via an operating lever (size 80) or a rotating nut (size 100 and up) on the outer casing where an adjustment scale indicates the damper aperture.

Features

- Accurate Volume Control.
- Smooth, Quiet Airflow.
- 12 Different Size Options.
- Differential Pressure Measuring Facility.
- Plenum or Duct Mounting.
- Robust Galvanised Steel Construction.


Performance Data

Gilberts Iris Dampers as well as providing proportional balancing, offer the added benefit of being suitable for use as an air-flow measuring device on circular ducts based on the orifice plate principle. The accurate damper control mechanism ensures that the damper aperture matches exactly the scale on the damper casing. Manometer connections, which are fitted on

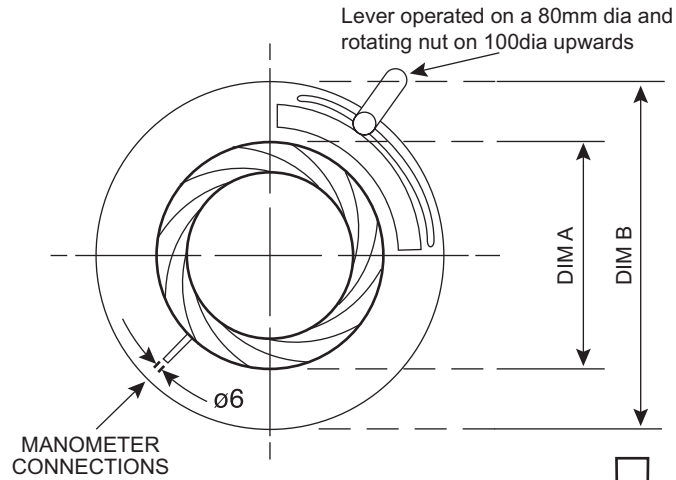
either side of the damper, can then be used to measure the pressure differential across the unit to an accuracy of $\pm 5\%$ corresponding flow rates can then be calculated in conjunction with the performance data.

Size Range

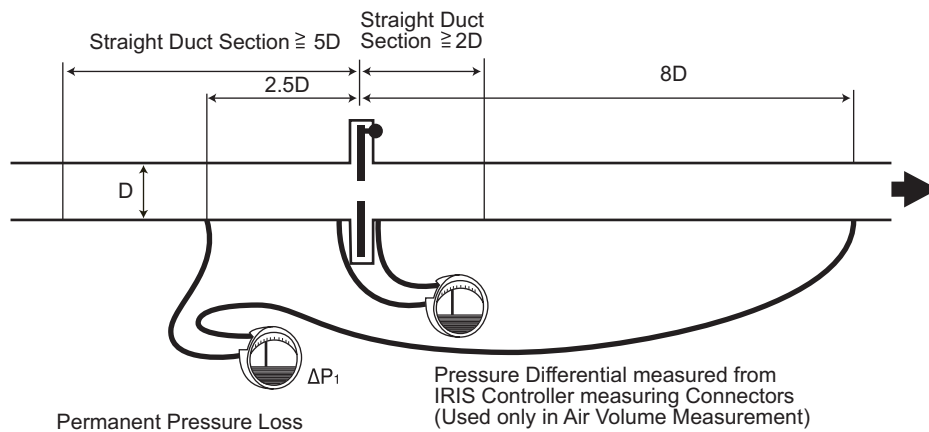
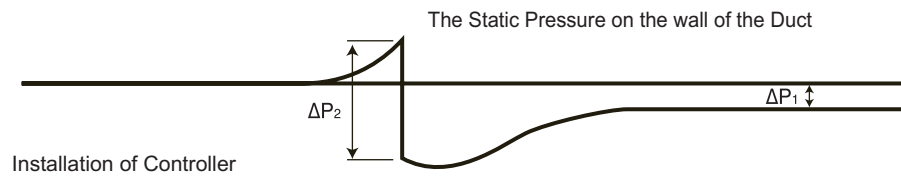
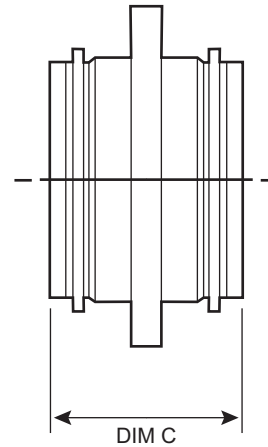
The RD Series is available in 12 different sizes ranging from 80mm dia up to 800mm dia. Please see dimensional information for details.



Dimensional Data



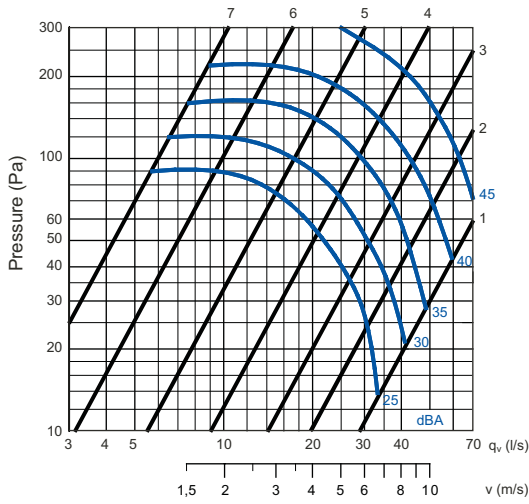
List Size	Dim A	Dim B	Dim C
80	79	125	120
100	99	165	110
125	124	188	110
150	149	230	110
160	159	230	110
200	199	285	110
250	249	335	132
315	314	410	132
400	398	525	155
500	498	655	170
630	628	815	170
800	798	1015	270



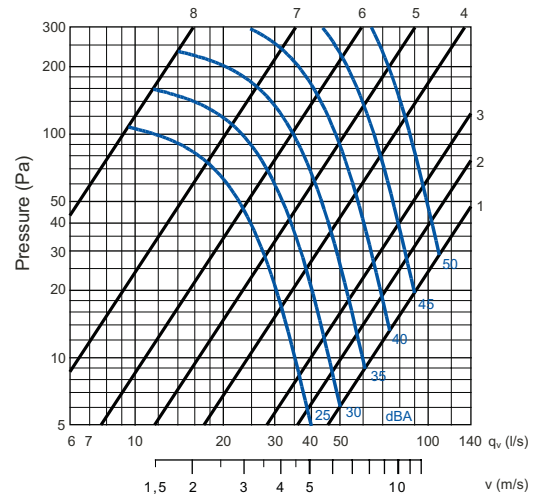


Technical Performance Data

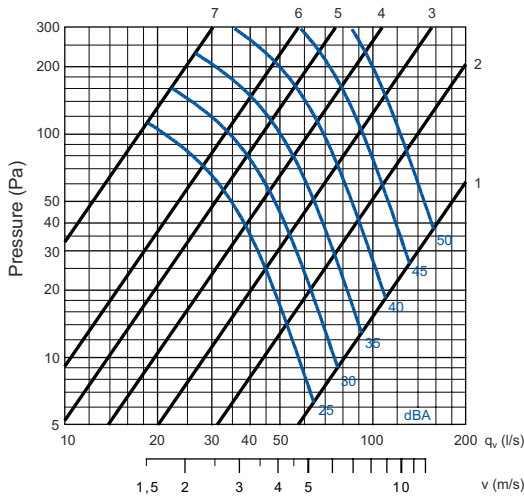
RD 80



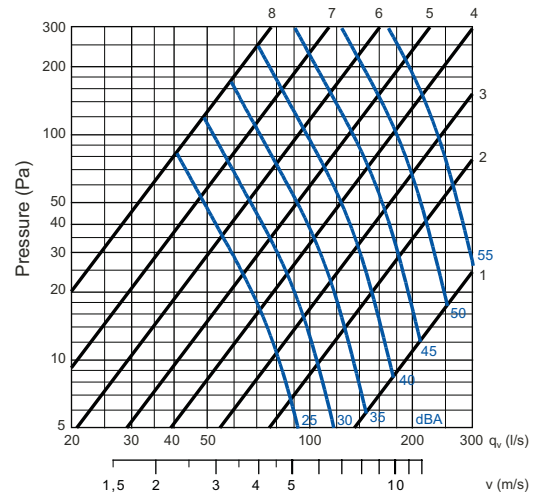
RD 100



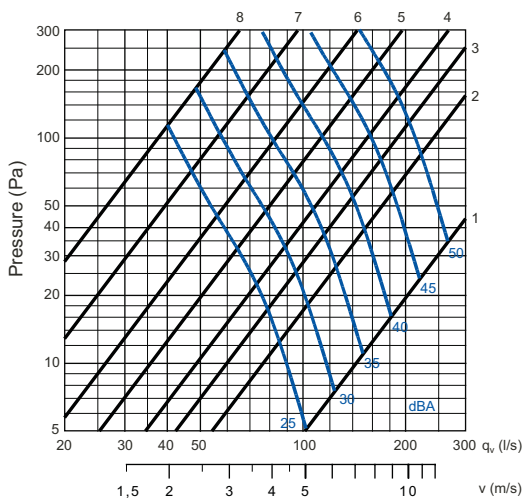
RD 125



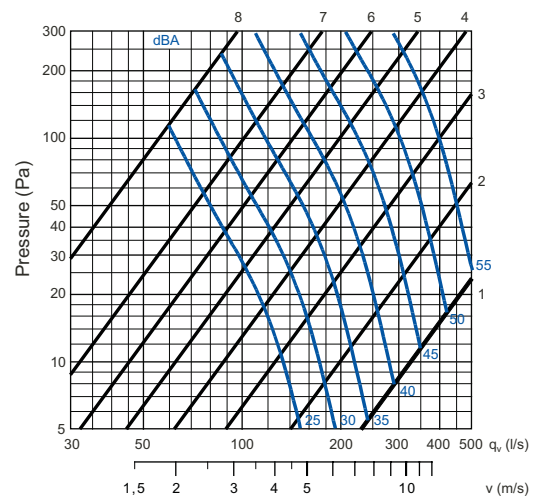
RD 150



RD 160



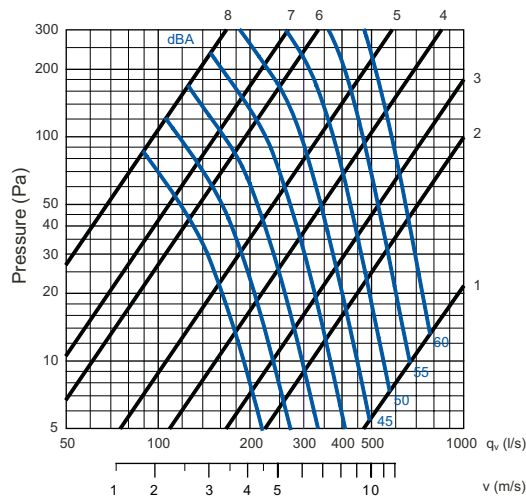
RD 200



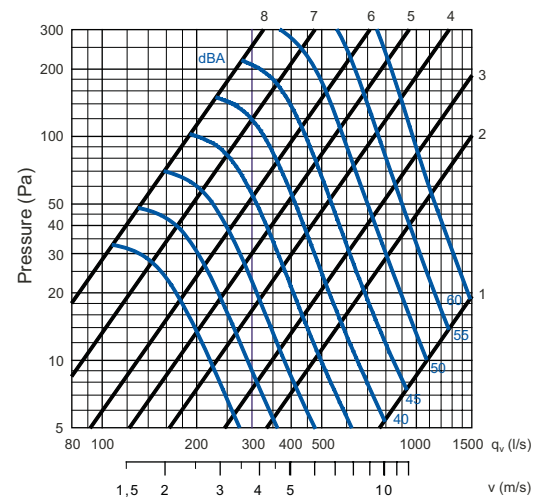


Technical Performance Data

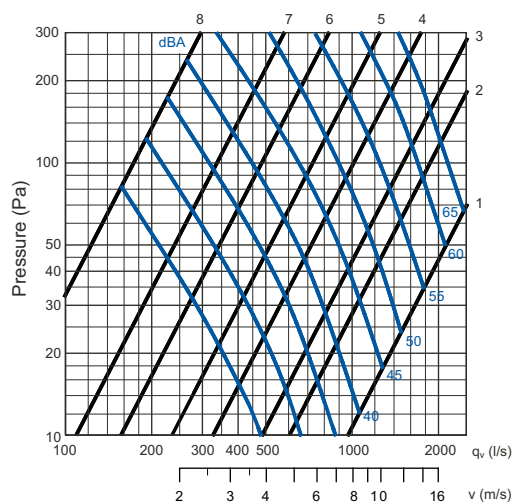
RD 250



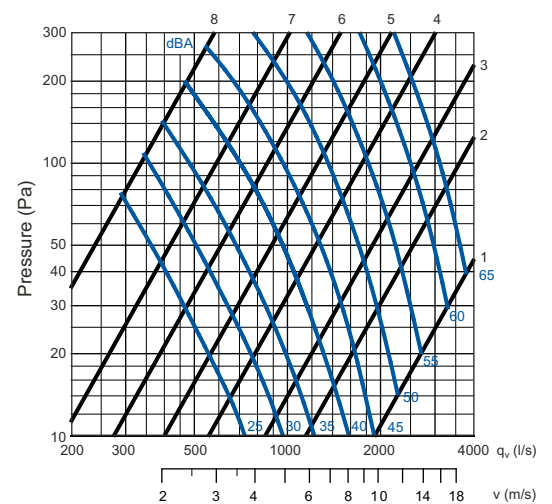
RD 315



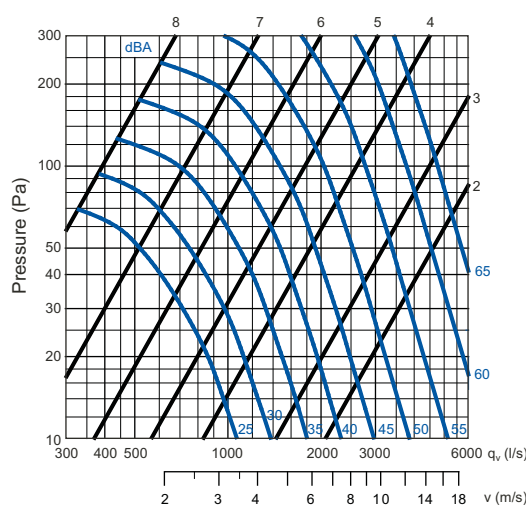
RD 400



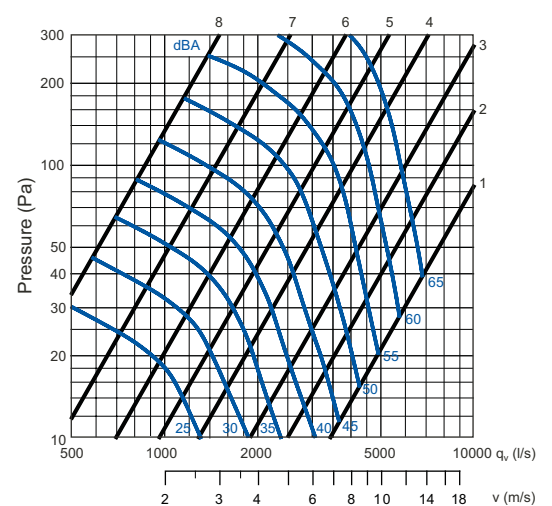
RD 500



RD 630



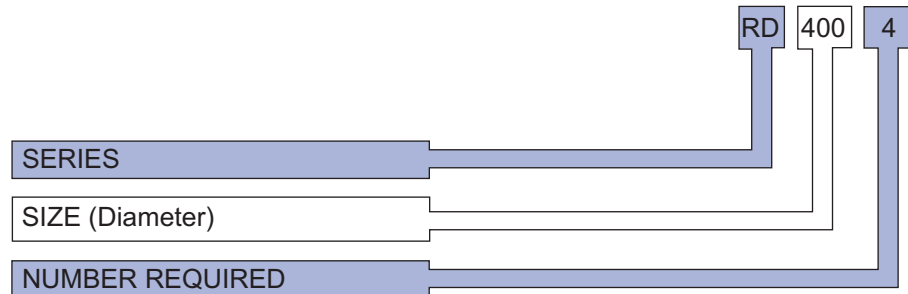
RD 800



SERIES RD

Iris Duct Damper

Ordering Specification



Fixing

Gilberts Iris Dampers are fixed into the ductwork through the damper collar either with rivets or self-tapping screws. Rubber gasketing on the collar does ensure a tight duct seal but additional sealant is recommended to ensure an airtight seal.

Installation

Ideally Iris dampers should be fitted into straight ductwork runs. In rigid ducting the unit can typically be fixed by rivets or self tapping screws. Joints should be sealed for an air tight connection. Where flexible ducting is used banding or clips can be used for attachment.

GILBERTS

Head Office and Works
GILBERTS (BLACKPOOL) LTD
Gilair Works, Clifton Road,
Blackpool.
Lancashire FY4 4QT.
Telephone: (01253) 766911
Fax: (01253) 767941
e-mail: sales@gilbertsblackpool.com
Web: www.gilbertsblackpool.com

